



4th IDKD Intensive Course in Greece
Excellence in Teaching



Diseases of the Abdomen and Pelvis

September 29 – October 2, 2011
Mykonos, Greece

**An Interactive Course in Diagnostic Imaging
Program**

GE Healthcare

Medcyclo

www.medcyclo.com



Medical reference work
Medical e-learning
Medical media library



GE imagination at work

© 2011 General Electric Company – All rights reserved.
GE and GE Monogram are trademarks of General Electric Company.
GE Healthcare, a division of General Electric Company.

Medcyclopaedia is a trademark of GE Healthcare Limited.

GE Healthcare Limited, Amersham Place, Little Chalfont,
Buckinghamshire, England HP7 9NA
www.gehealthcare.com

06-2011 JB4583/OS



IDKD offers
interactive teaching
workshops presented
by a highly qualified
International Faculty.

Table of Contents

Concept – CME Accreditation	2
Organisation	3
General Information	4
Scientific Program	
– Highlight Lectures	6
– Practical Workshops	6
– Workshops	7
Program Overview	8
Faculty Addresses	10
Venue – Accommodation – Travel	12
Social Program	13
Acknowledgements	14
Future IDKD Courses	16

General Concept and Workshops

IDKD – International Diagnostic Course Davos – offers interactive teaching workshops presented by a highly qualified International Faculty. IDKD courses are organ-based with annually changing topics: Abdomen – Musculoskeletal – Brain, Head & Neck, Spine – Chest & Heart. IDKD is currently offering courses in Davos, Switzerland; Mykonos, Greece and Hong Kong, China.

For the second time, the IDKD 2011 in Greece will be run as an intensive course, featuring 16 different workshops covering imaging of important diseases of the abdomen and pelvis. In addition, interventional techniques and other topics will be discussed in highlight lectures and demonstrated during practical workshops. During the workshops, participants study and discuss the case material. Teachers then guide the participants through the cases, discuss the differential diagnosis, present additional material and ask questions. Teachers can easily be approached during breaks to individually discuss unsolved problems.

Participants will be divided into groups of approximately 50 students. Several groups will attend the workshops from Thursday morning through to Sunday morning, and the rest from Thursday afternoon through to Sunday afternoon.

Participants can bring their own laptop (PC or Mac) to the workshops for case viewing and will get pdf files of the cases on a USB stick. In addition, the teachers will present their cases in a video loop on the classroom VCR projector.

Highlight Lectures and Practical Workshops

In addition to the teaching program “hot topics” in radiology, new developments and overviews including interventional techniques will be discussed in highlight lectures and demonstrated during practical workshops presented by experts.

Syllabus

The IDKD Syllabus produced for the Davos course is included in the registration fee. It is professionally printed on approximately 300 pages and gives an overview of current imaging of diseases of the abdomen and pelvis.

IDKD Online Cases

Participants will receive a login and password allowing online access to more than 80 well-documented teaching cases stored in the IDKD online database.

CME Credits

The 4th IDKD Intensive Course in Greece is granted 21 European CME credits (ECMEC) by the European Accreditation Council for Continuing Medical Education (EACCME). The European EACCME credit system is recognized by the AMA. The credit points of IDKD can also be claimed by North American radiologists as CME points.



Exhibition

Imaging Industries and a bookshop will present their products and innovations and give expert advice.



Course Management

Maria Tsiplakova
IDKD – MCI Zurich Office
CH-8152 Zurich-Glattbrugg, Switzerland
Phone: +41 (0)44 809 42 80
Fax: +41 (0)44 809 42 01
E-Mail: info@idkd.org
Web: www.idkd.org

Directors

Juerg Hodler, Zurich
Gustav K. von Schulthess, Zurich
Christoph L. Zollikofer, Kilchberg (Zurich)

International Advisor

Pierre Schnyder, Lausanne

Local Board

Antonios Drevelegas, Thessaloniki
Ioannis Fezoulidis, Larissa
Apostolos Karantanias, Crete
Dimitrios Kelekis, Athens, Chairman
Nikolaos Kelekis, Athens
Dimitrios Siablis, Patras
Konstantinos Tsampoulas, Ioannina

Case Editor

Robert P. Götti, Zurich

Practical Workshop Coordinator

Alexios Kelekis, Athens

Foundation for the Advancement of Education in Medical Radiology

Adolf E. Kammerer, Zurich, Chairman
Thomas Kehl, Davos
Brigit Läubli, Zurich
Walter Weder, Zurich
Christoph L. Zollikofer, Kilchberg (Zurich)

General Information

Registration

Registrations are accepted online at www.idkd.org.

Registration Fees (in €)

Registration fees include the full teaching program, the course syllabus, two luncheons, all coffee breaks and the welcome reception.

	Regular	Residents
Early (until August 15):	€ 590.–	€ 380.–
Standard (from August 16):	€ 690.–	€ 530.–

Important: All residents must show proof of their resident status within 5 days of registering online.

Payments

Credit Cards: Visa or Eurocard/Mastercard
Bank: UBS AG, CH-8098 Zurich
Account nr. 251-964156.61X (EUR)
Clearing: 251
Swift: UBSWCHZH80A
IBAN: CH920025125196415661X
Reference: SFAMR

Cancellation Policy

Written notification is required for cancellations and changes.

Refunds: 80% before August 15, 2011; 50% before September 15, 2011. No refunds thereafter.

Cancellation of the IDKD Course

Course fees will be reimbursed in case of cancellation of the IDKD Course due to reasons other than war, warlike events, acts of terrorism, acts of God or epidemics, in which case only a proportional part would be refundable.

Confirmation of Registration and Course Badge

After successful registration, your personal course badge and further information will be sent by beginning of September 2011 to the address indicated on the registration form. The badge is personal and is your admission card to the course.

Do not forget it! Do not lose it! In case of loss, a replacement badge will be provided at an administrative charge of € 50.00.

Disclaimer

The IDKD and the Course Management cannot accept liability for the acts of any suppliers to this meeting nor for the safety of attendees while in transit to or from this event. All participants are strongly advised to carry sufficient travel and health insurance, as the IDKD cannot accept liability for any accidents or injuries that may occur.

Course Office

Opening Hours

Thursday, September 29, 2011:	08.00–19.30
Sunday, October 2, 2011:	07.30–13.00

All other days: 30 minutes before the start of the morning workshop until 30 minutes after the end of the last session.

Program Changes

Information and times mentioned in this document may be subject to change at a short notice. Updated information will be published on www.idkd.org.

Coffee and Lunch Breaks

Coffee and soft drinks will be offered and served during morning- and afternoon intermissions. Friday and Saturday luncheons are included in the registration fee. Individual lunches are available at the hotel restaurants.

Exhibition

An industrial exhibition of selected imaging industries will present relevant technical information and expert advice. Meet the representatives of leading companies and discuss recent advances of imaging technology.

IDKD on the Internet

Visit our website at www.idkd.org. Information is regularly updated.

Main Sponsors

The printing of this Program was generously sponsored by **GE Healthcare**.

GE Healthcare



Guerbet | 
Contrast for Life

Silver Sponsor



Scientific Program

Highlight Lectures

Thursday, September 29, 2011

13.15–14.15

Increasing Quality by Centralizing Experts in CT-Colonography

Philippe Lefere, Roeselare, BE

Cross Sectional Imaging of Inflammatory Bowel Diseases

Nikolaos L. Kelekis, Athens, GR

Friday, September 30, 2011

14.45–15.45

What is New in Liver Ablation

Antonios Drevelegas, Thessaloniki, GR

DC-Beads in the Treatment of HCC Prevision Trial Results

Katarina Malagari, Athens, GR

Saturday, October 1, 2011

14.45–15.45

Atherosclerosis:

The Vessel Wall in the Spotlight

Bernd K. Hamm, Berlin, DE

Chronic Intestinal Ischemia: Endovascular Treatment Management

Konstantinos Katsanos, Patras, GR

Dimitrios Siablis, Patras, GR

Practical Workshops

Friday, September 30, 2011

13.15–14.30

Course on Contrast Enhanced US

Aikaterini Chatzimichail, Athens, GR

Savvas Tanteles, Athens, GR

Saturday, October 1, 2011

13.15–14.30

RF/Microwave

Ioannis Papailiou, Athens, GR

Workshops

1. Focal Liver Disease

Richard Baron, Chicago, US

2. Diffuse Liver Disease

Richard Baron, Chicago, US

3. Diseases of the Biliary Tract

Wolfgang Schima, Vienna, AT

4. Pancreatic Disease

Wolfgang Schima, Vienna, AT

5. Adrenal Disease

William Mayo-Smith, Providence, US

6. Abdominal Trauma

William Mayo-Smith, Providence, US

7. Emergency of the Abdomen

Jay Heiken, St. Louis, US

8. Vascular Diseases of the Abdomen

Jay Heiken, St. Louis, US

9. Upper Gastrointestinal Tract Disease

Marc Levine, Philadelphia, US

10. Lower Gastrointestinal Tract Disease

Marc Levine, Philadelphia, US

11. CT Colonography

Philippe Lefere, Roeselare, BE

12. Malignant Diseases of the Uterus

Bernd Hamm, Berlin, DE

13. Male Genital Disease

Jelle Barentz, Nijmegen, NL

14. Imaging of Abdominal Lymph Nodes

Jelle Barentz, Nijmegen, NL

15. Renal Tumors

Julia Fielding, Chapel Hill, US

16. GU Infections and Obstruction

Julia Fielding, Chapel Hill, US

Program Overview

Thursday

September 29, 2011

08.00	Registration
08.45–09.00	Opening and Introduction Groups I–III
09.15–10.30	Workshops Groups I–III
10.30–11.00	Coffee Break Groups I–III
11.00–12.15	Workshops Groups I–III
12.15–13.15	Lunch Break Groups I–III
12.00	Registration
13.00–13.15	Opening and Introduction Groups IV–VI
13.15–14.15	Highlight Lectures
14.30–15.45	Workshops All Groups
15.45–16.15	Coffee Break
16.15–17.30	Workshops All Groups
17.45–19.00	Workshops All Groups

Friday

September 30, 2011

08.00–09.15	Workshops All Groups
09.15–09.45	Coffee Break
09.45–11.00	Workshops All Groups
11.15–12.30	Workshops All Groups
12.30–14.45	Lunch break/ Optional: Self Study
13.15–14.30	Practical Workshops*
14.45–15.45	Highlight Lectures
15.45–16.15	Coffee Break
16.15–17.30	Workshops All Groups
17.45–19.00	Workshops All Groups

Saturday

October 1, 2011

08.00–09.15	Workshops All Groups
09.15–09.45	Coffee Break
09.45–11.00	Workshops All Groups
11.15–12.30	Workshops All Groups
12.30–14.45	Lunch break/ Optional: Self Study
13.15–14.30	Practical Workshops*
14.45–15.45	Highlight Lectures
15.45–16.15	Coffee Break
16.15–17.30	Workshops All Groups
17.45–19.00	Workshops All Groups

Sunday

October 2, 2011

08.00–09.15	Workshops All Groups end of course Groups I–III
09.30–10.45	Workshops Groups IV–VI
10.45–11.15	Coffee Break Groups IV–VI
11.15–12.30	Workshops Groups IV–VI end of course

In order to adapt to different arrival and departure times, participants may choose to either start on Thursday at 08.45 and end on Sunday at 09.15, or start on Thursday at 13.00 and end on Sunday at 12.30.

* Practical Workshops:

Attendance is optional, however group size is limited. Reservation is limited to one Practical Workshop per person. Please reserve your place at the Registration Desk as soon as possible by the end of the afternoon Coffee Break the day before the session of your choice. Reservation on a first come, first served basis.

B

Jelle O. Barentsz, MD

Radboud University Nijmegen Medical Centre
Department of Radiology
P.O. Box 9101
NL-6500 HB Nijmegen
j.barentsz@rad.umcn.nl

Richard Baron, MD

University of Chicago
Department of Radiology
5841 S Maryland Ave., MC 2026
US-60637 Chicago, IL
rbaron@radiology.bsd.uchicago.edu

C

Aikaterini Chatzimichail, MD

2nd Department of Radiology
Medical School
University of Athens
Attikon University Hospital
1 Rimini Street
GR-12462 Haidari, Athens
katerina@hcsf.com

D

Antonios Drevelegas, MD

25 Nikis street
GR-55236 Panorama Thessalonikis
adrev@med.auth.gr

F

Julia R. Fielding, MD

University of North Carolina Hospital
Department of Radiology
Campus Box 7510
US-27599 Chapel Hill, NC
julia_fielding@med.unc.edu

H

Bernd K. Hamm, MD

Charité Humboldt Universität zu Berlin
Institut für Radiologie
Schumannstr. 20
DE-10098 Berlin
bernd.hamm@charite.de

Jay P. Heiken, MD

Mallinckrodt Institute of Radiology
Washington University Medical Center
510 South Kingshighway Bld.
US-63110 St. Louis, MO
heikenj@mir.wustl.edu

K

Konstantinos Katsanos, MSc

Patras University Hospital
Department of Radiology
GR-26504 Rion
katsanos@upatras.gr

Alexios Kelekis, MD

Attikon Hospital
2nd Department of Radiology
Rimini 1 Haidari
GR-18547.00 Athens
akelekis@cc.uoa.gr

Nikolaos L. Kelekis, MD

Attikon General University Hospital
2nd Department of Radiology
1 Rimini str
GR-124 62 Chaidari
kelnik@med.uoa.gr

L

Philippe Lefere, MD

Stedelijk Ziekenhuis
Department of Radiology
Bruggesteeweg 90
BE-8800 Roeselare
radiologie@skynet.be

Marc S. Levine, MD

Hospital of the University of Pennsylvania
Department of Radiology
3400 Spruce Street
US-19104 Philadelphia, PA
marc.levine@uphs.upenn.edu

M

Katarina Malagari, MD

University of Athens
2nd Department of Radiology
GR-15 669 Athens
kmalag@otenet.gr

William Mayo-Smith, MD

Brown University
Department of Diagnostic Imaging
US-02912 Providence, RI
wmayo-smith@lifespan.org

P

Ioannis Papailiou, MD

Konstantopouleion General Hospital
Computed Tomography Department
Alatsaton 16
GR-14231 Nea Ionia (Athens)
johnantpap@ath.forthnet.gr

S

Wolfgang Schima, MD

Krankenhaus Göttlicher Heiland
Radiologie und Bildgebende Diagnostik
Dornbacher Str. 20–28
AT-1170 Wien

T

Savvas Tanteles, MD

Research Center of Radiology
University of Athens
Evgenideio University Hospital
20 Papadiamantopouloustr.
GR-11528 Athens
savvastanteles@yahoo.com

Location

The Greek island of Mykonos is a marvellous destination, renowned for its cosmopolitan character and magnificent sandy beaches. It is part of the Cyclades. Please consult www.inmykonos.com.

Venue

Royal Myconian Hotel

Elia Bay
84600 Mykonos, Greece
Phone: +30 (0) 228 907 20 00
Web: www.myconiancollection.gr

Accommodation

The IDKD course is held at the Royal Myconian Imperial Resort on Elia Bay at a distance of 10 km from the airport and Mykonos village. It offers the ultimate standard of conference facilities and accommodation. It is recommended to participants who want to be right on the spot and enjoy the beautiful beach. Five additional sister hotels are located in Mykonos village: the elegant boutique style Ambassador and the young-at-heart Myconian K hotels. Hotel buses will circulate regularly between the hotels. Daily round trip transfers are included. Please make your hotel reservation on-line through the reservation form on www.idkd.org.

Travel

Mykonos is served by some direct International airlines' regular flights and charters. For arrivals at Athens airport: domestic flights to Mykonos (45 mins) or transfer by taxi to Rafina port (30mins) and fast boat to Mykonos (2 hrs 15 mins) and vice versa.

Domestic flight schedule:

Athens–Mykonos

September 26–30, 2011

OA 652	08.50–09.30	(Olympic Air)
A3 374	10.40–11.15	(Aegean Airlines)
OA 656	16.55–17.35	(Olympic Air)
A3 378	18.40–19.15	(Aegean Airlines)

Mykonos–Athens

October 1–10, 2011

OA 653	09.55–10.35	(Olympic Air)
A3 375	11.45–12.20	(Aegean Airlines)
OA 657	18.00–18.40	(Olympic Air)
A3 379	19.45–20.20	(Aegean Airlines)

Domestic fast boat schedule*:

Rafina port–Mykonos

September 26–30, 2011

07.30–09.40	(Sea Jets)
16.00–18.10	(Sea Jets)

Mykonos–Rafina port

October 2, 2011

12.00–14.10	(Sea Jets)
16.55–19.05	(Sea Jets)
21.45–23.55	(Sea Jets)

October 3–7, 2011

12.00–14.10	(Sea Jets)
18.30–20.40	(Sea Jets)

* Subject to change.

For more information and changes:
www.seajets.gr/en



For travel arrangements, transfers or sightseeing tours please contact our local tour operator Theotokis Travel. Airport transportation, special travel arrangements, and holiday packages for extension of the stay can be arranged upon request.

Theotokis Travel & Congresses

Lufthansa City Center
Phone: +30 (0) 210 685 28 92
Fax: +30 (0) 210 684 66 76
E-Mail: info@theotokistravel.gr

For car rentals, quads and motorbikes (€10–45 per day), please contact **Hercules**
Phone: +30 (0) 228 902 31 68

Social Program

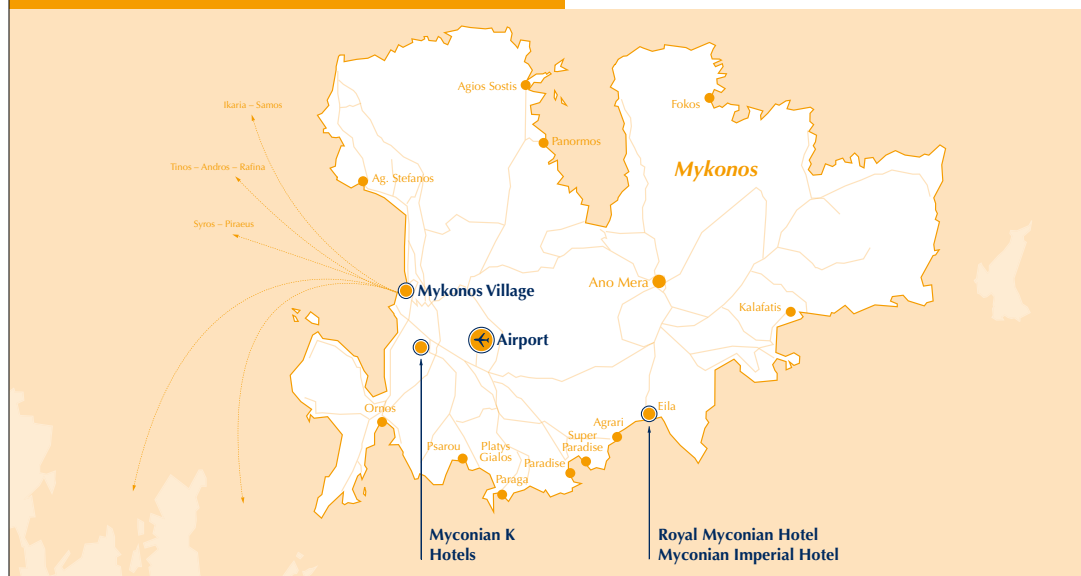
Welcome Reception

The official Welcome Reception will be held at the Royal Myconian Hotel on Thursday, September 29 at 19.15 immediately following the last workshops. All participants and guests are cordially invited.

Greek Evening

The official Greek Evening will take place on the terrace of the Royal Myconian Hotel on Saturday, October 1 at 21.00. Places are restricted. Local culinary delights will be served in buffet style to the sound of Greek music. Specially prepared local products will be freshly grilled and accompanied by local wines. It will be a delightful evening in the beautiful Elia Bay.

Price: € 70.00 p.p. (dinner buffet incl. drinks)



Acknowledgements

The IDKD is grateful to all companies and persons who helped through their collaboration and contribution to realize and develop the 4th IDKD Course in Greece.

Main Sponsors

GE Healthcare Limited, Little Chalfont, UK

Guerbet AG, Paris, FR

Silver Sponsor

Merit Medical EMEA, Maastricht, NL

Sponsors and Advertisements

Angiotech Ltd., Athens, GR
EIZO Hellas, Acharnai, GR
Electromedical A. E. B. E., Athens, GR
Focus Medical Hellas A. E., Glika Nera, GR
JKmedica S. A., Athens, GR
NOVO MD A. E., Athens, GR
Papapostolou Ltd., Athens, GR
Pharmazac AE, Athens, Greece
Philips Hellas S. A., Athens, GR
PlusMedica, Athens, GR
Psimitis S. A., Athens, GR
Ramma Dental, Athens, GR
Risalko S. A., Athens, GR

Exhibitors

frohberg.de – medien in der medizin, Berlin, DE
Merit Medical EMEA, Maastricht, NL



The printing of this Program was generously sponsored by **GE Healthcare**.

GE Healthcare



Guerbet | 
Contrast for Life



Visit our stand at the IDKD in Mykonos Greece,
September 29 – October 2, 2011

frohberg.de
medien in der medizin

Come and see
all that we have to offer.



www.frohberg.de

2012

44th IDKD 2012 Davos

Diseases of the Brain, Head & Neck, Spine

March 25–30, 2012

2nd IDKD 2012 Hong Kong

Diseases of the Abdomen and Pelvis

June 16–19, 2012

5th IDKD 2012 Greece

Diseases of the Heart and Chest, incl. Breast

September 27–30, 2012

2013

45th IDKD 2013 Davos

Musculoskeletal Diseases

March 22–29, 2013

3rd IDKD 2013 Hong Kong

6th IDKD 2013 Greece

Diseases of the Brain, Head & Neck, Spine


September 26–29, 2013

Visit the IDKD website at
www.idkd.org
for updated information.

For information about Mykonos,
visit www.inmykonos.com.

For information about hotels,
visit www.myconiancollection.gr.

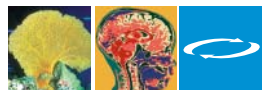
Merit adds BioSphere® Embolics to enhance our line of tumor treatment options



*HepaSphere™ Microspheres
The Next Generation in
Liver Cancer Treatment*



VISIT OUR BOOTH TO SEE MERIT'S COMPREHENSIVE LINE OF RADIOLOGY PRODUCTS



Because Gd^{3+} can bite... Control it!



Contrast for Life,

DOTAREM[®]

Gadoteric acid

by Choice

Dotarem[®] 0.5 mmol/mL, solution for injection in vials and pre-filled syringes: Indications and approvals may vary in different countries. Please refer to the local Summary of Product Characteristics (SPC) before prescribing. Further information available on request. - **QUALITATIVE AND QUANTITATIVE COMPOSITION PER 100 mL:** Gadoteric acid* (27.932 g) corresponding to DOTA (20.246 g) - Gadolinium oxide (9.062 g) - Excipients: Meglumine, water for injections (*Gadoteric acid: gadolinium complex of 1,4,7,10-tetraazacyclododecane-N,N',N'',N'''-tetraacetic acid).

CLINICAL PARTICULARS: Therapeutic indications: Magnetic Resonance Imaging for cerebral and spinal disease, diseases of the vertebral column, and the other whole-body pathologies (including angiography). **Posology and method of administration:** The recommended dose is 0.1 mmol/kg, ie 0.2 mL/kg in adults, children and infants. In angiography, depending on the results of the examination being performed, a second injection may be administered during the same session if necessary. In some exceptional cases, as the confirmation of isolated metastasis or the detection of leptomeningeal tumors, a second injection of 0.2 mmol/kg can be administered. The product must be administered by strict intravenous injection.

Contraindications: History of hypersensitivity to gadolinium salts. Contraindications related to MRI: subjects with a pacemaker, subjects with a vascular clip. **Special warnings and special precautions for use:** Administer only by strict intravenous injection. Dotarem[®] must not be administered by subarachnoid (or epidural) injection. Caution is recommended for anaphylactic-like reactions, renal insufficiency and CNS disorders. There have been reports of Nephrogenic Systemic Fibrosis (NSF) associated with use of some gadolinium-containing contrast agents in patients with severe renal impairment (GFR < 30 mL/min/1.73 m²). As there is a possibility that NSF may occur with Dotarem[®], it should only be used in these patients after careful consideration.

Interactions with other medicinal products and other forms of interaction. None known to date. **Pregnancy and lactation:** Dotarem[®] should be used during pregnancy only if strictly necessary. It is advisable to stop breastfeeding for a few days following the examination with Dotarem[®]. **Undesirable effects:** As for any injection of paramagnetic complex, rare anaphylactic-like reactions exceptionally fatal may occur, requiring an emergency treatment. Very rare general disorders and incidents related to the injection site (extravasation), very rare skin and subcutaneous tissue disorders, very rare nervous system disorders, very rare muscular disorders.

FRENCH PRESENTATION AND MARKETING AUTHORISATION NUMBER: 358 954.2: 5 mL in vial (glass) - 331 713.4: 10 mL in vial (glass) - 358 953.6: 10 mL in pre-filled syringes (glass) - 331 714.0: 15 mL in vial (glass) - 338 403.0: 15 mL in pre-filled syringes (glass) - 331 715.7: 20 mL in vial (glass) - 338 404.7: 20 mL in pre-filled syringes (glass). GUERBET - BP 57400 - 95943 Roissy CdG Cedex - tel: +33.(0)1.45.91.50.00 (ref.06/07). For detailed information, see Dictionnaire Vidal. Revised: May 2007.

Terre Neuve - PDB 038 DOT - May 2008

Guerbet |